



MAT SYSTEMS

CLEAN SYSTEM


ALUMINUM ENTRANCE MATS



We have been manufacturing and distributing system mats for over 10 years, now. With clearly defined objectives, quality products and customer loyalty, we have achieved a position of leadership. We are currently the largest manufacturer of aluminum mats on the Polish market. **Our aluminum mats have been installed in the biggest shopping centers, offices complexes, aqua parks, hotels and apartment towers around the world.**

WE DO IT RIGHT

CLEAN RYPS - TEXTILE INSERT



Entrance mat with drying cleaning inserts in an aluminum profile. Drying inserts are abrasion and compression resistant, and absorb moisture well. Units/profiles are held together by stainless steel wire. Designed for entrances with normal (12 mm high) to heavy (17 or 22 mm high) pedestrian traffic, forklifts and shopping trolleys (only for 22 mm high mats). For indoor use only.

Temperature: Above + 5°C.

Installation: Into a recess of suitable depth (12, 17 or 22 mm) or on its own base in aluminum profile frame.

Mat heights: 12 mm, 17 mm, 22 mm

Insert colours: Grey, black, brown

Dimensions: As ordered



SLIP RESISTANCE CLASS



FIRE CLASSIFICATION




PZH CERTIFICATION



STRENGTH TESTS

CLEAN RUBBER - RUBBER INSERT



Entrance mat with rubber cleaning inserts in aluminum profiles. Units/profiles are held together by stainless steel wire. Designed for entrances with normal (12 mm high) to heavy (17 or 22 mm high) pedestrian traffic, forklifts and shopping trolleys (only for 22 mm high mats). Rubber cleaning inserts have a high mechanical strength and are resistant to moisture, corrosion & temperature changes. For outdoor and indoor use.

Temperature: Between -40° to +70°C.

Installation: Into a recess of suitable depth (12, 17 or 22 mm) or on its own base in aluminum profile frame.

Mat heights: 12 mm, 17 mm, 22 mm

Insert colours: Grey, black, brown.

Dimensions: As ordered.



SLIP RESISTANCE CLASS



FIRE CLASSIFICATION




PZH CERTIFICATION



STRENGTH TESTS

CLEAN SCRUB - BRUSH INSERT



Entrance mat with scrub cleaning inserts in aluminum profiles. Units/profiles are held together by stainless steel wire. Designed for entrances with normal (12 mm high) to heavy (17 or 22 mm high) pedestrian traffic, forklifts and shopping trolleys (only for 22 mm high mats). Scrub cleaning inserts have a high mechanical strength and are resistant to moisture, corrosion & temperature changes. For outdoor and indoor use.

Temperature: Between -40° to +70° C

Installation: Into a recess of suitable depth (12, 17 or 22 mm) or on its own base in aluminum profile frame.

Mat heights: 12 mm, 17 mm, 22 mm.

Insert colours: Grey, black, brown.

Dimensions: As ordered.



SLIP RESISTANCE CLASS



FIRE CLASSIFICATION




PZH CERTIFICATION




STRENGTH TESTS


DIFFERENT KINDS OF MATS



CLEAN RYPS - RUBBER



CLEAN RUBBER - SCRUB




CLEAN RYPS - SCRUB

INSERT COLOURS



BLACK - GREY - BROWN




BLACK - GREY - BROWN



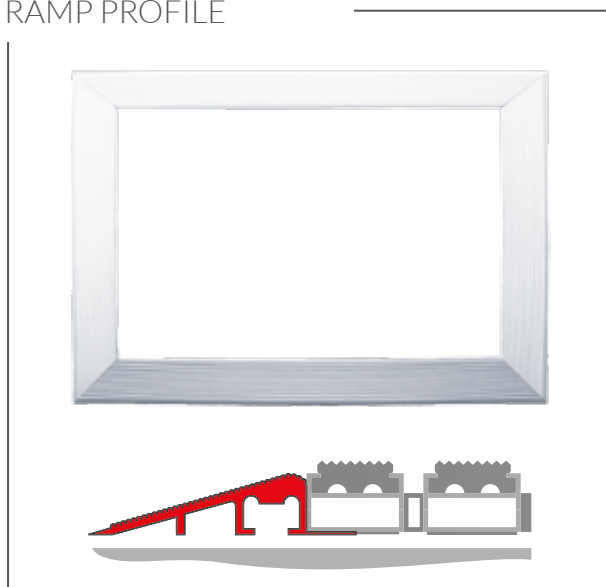
BLACK - GREY - BROWN

INSTALLATION

DOORMAT FRAME



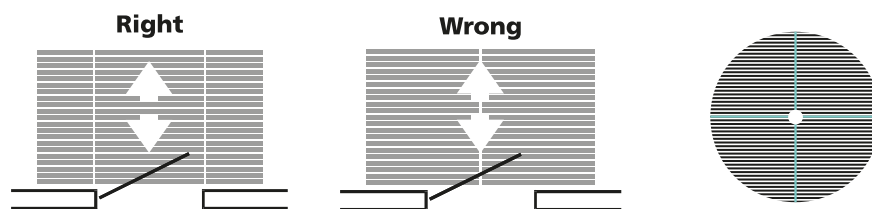
RAMP PROFILE



TECHNICAL INFORMATION

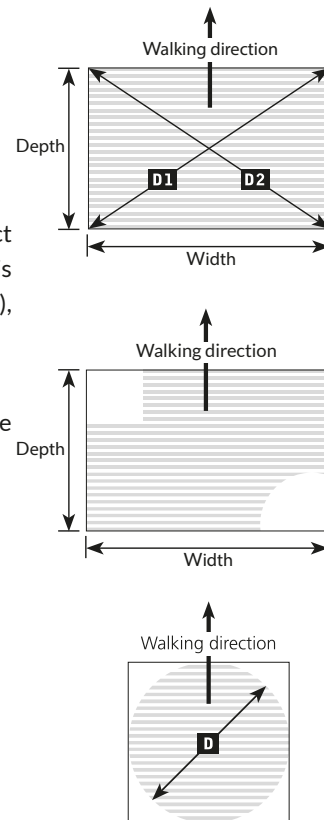
When placing an order, please specify the following:

1. Type of insert: ryps (textile insert), rubber (rubber insert) and scrub (brush insert).
Please note: It is possible to combine different insert types.
2. Requested mat heights: 12 mm, 17 mm or 22 mm.
Requested frame heights: 15 x 15 x 2 mm, 20 x 20 x 2 mm or 25 x 25 x 3 mm.
3. Width & depth according to the opposite diagram. The arrow indicates the direction of the entrance. Exact dimensions of inside recess in mm (the finished doormat will be approx. 2-3 mm narrower on each side, this is so the mat can be easily rolled up for cleaning). If the recess dimensions differ (eg. 900 mm and 890 mm), provide the dimensions for each side in addition to the diagonal dimensions (D1 & D2).
Round mat: Measure the radius (inside of the recess) and the dimensions of the central hole.
4. Installing the casting frame: Use a self-levelling compound or pinning. An uneven surface can result in the mat's aluminum profiles becoming permanently deformed.



Notice: The joint should not be placed in the middle, where most traffic passes the mat.
Mats for revolving doors are supplied in 4 sections.

Certificates: PZH HK/B/0628/01/2014, ITB NJ-5/KR/1106/09, 48/09/BB91133001, 10/11/BB91104001, anti-slip properties according to DIN 51130:2014-02, fire classification Cfl-s1.



FRAMES

Casting frames for Clean System doormats are made from 15 x 15 x 2 mm aluminum angle sections (for 12 mm high mats), 20 x 20 x 2 mm sections (for 17 mm high mats) and 25 x 25 x 3 mm sections (for 22 mm high mats). Casting frames should be installed into a recess so that the upper edge is in line with the floor surface and the lower edge is in line with the bottom of the recess. The recess should be even and flat (in accordance with construction standards for self-levelling floors: +/-2 mm tolerance). An uneven surface could lead to vibrations and the mat could be permanently deformed as a result (necessitating replacement).

System doormats are manufactured to a high degree of accuracy when it comes to frames, which is why a precise and even surface is so important. Every single edge of the frame must be perfectly parallel, without any arching or bends. Dimensions should be double-checked at several points. For non-standard shaped frames, care should be taken with the various angles and ensuring even installation of each of the individual frame elements (no arching or bends).

Note: in case of non-standard forms (circle, ellipse etc.) it is necessary to make a template in 1:1 scale.

CARE AND CLEANING

Clean System doormats are resistant against:

- Salt / snow-melting agents
- General chemical agents that do not contain chlorine

Cleaning: Roll up the doormat, sweep or vacuum the recess, wash the floor, roll the doormat back into place. The doormat itself should be vacuumed regularly, and washed using a carpet cleaning machine (extractor) periodically. Only use chemical agents that are non-abrasive for rubber or aluminum.

Cleaning frequency: Recommended every other week or more often, depending on the season (rain and snow) and amount of dirt.

Permissible load: for doormats installed in a recess: Unlimited pedestrian traffic 2500 kg/m². Traffic that includes transport, shopping trolleys, wheelchairs, forklifts, etc. - max. 150 kg/wheel (600 kg/trolley).

A well-functioning entrance mat needs a flat, even surface/recess. Depth tolerance is approx. 2 mm. An uneven surface can result in the aluminum profiles becoming permanently deformed.



BP Techem S.A.
Ludwinowska 17
02-856 Warsaw
phone +48 22 244 14 66
maty@techem.com.pl
www.techem-wycieraczki.com.pl